

UK Convenience Store Statistics 2020



The Local Shop Report 2020
Research carried out by the Association of Convenience Stores


Key figures about convenience stores in the UK

46,955 Convenience stores in mainland UK

72% of convenience stores are independent

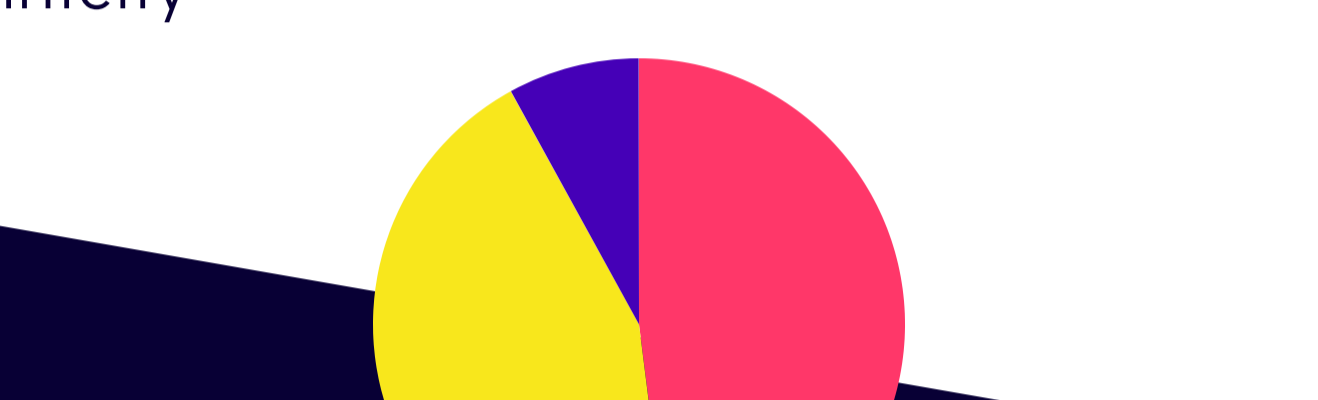
£10.1bn of Gross Added Value (GVA) to the economy

Key services offered by convenience stores:

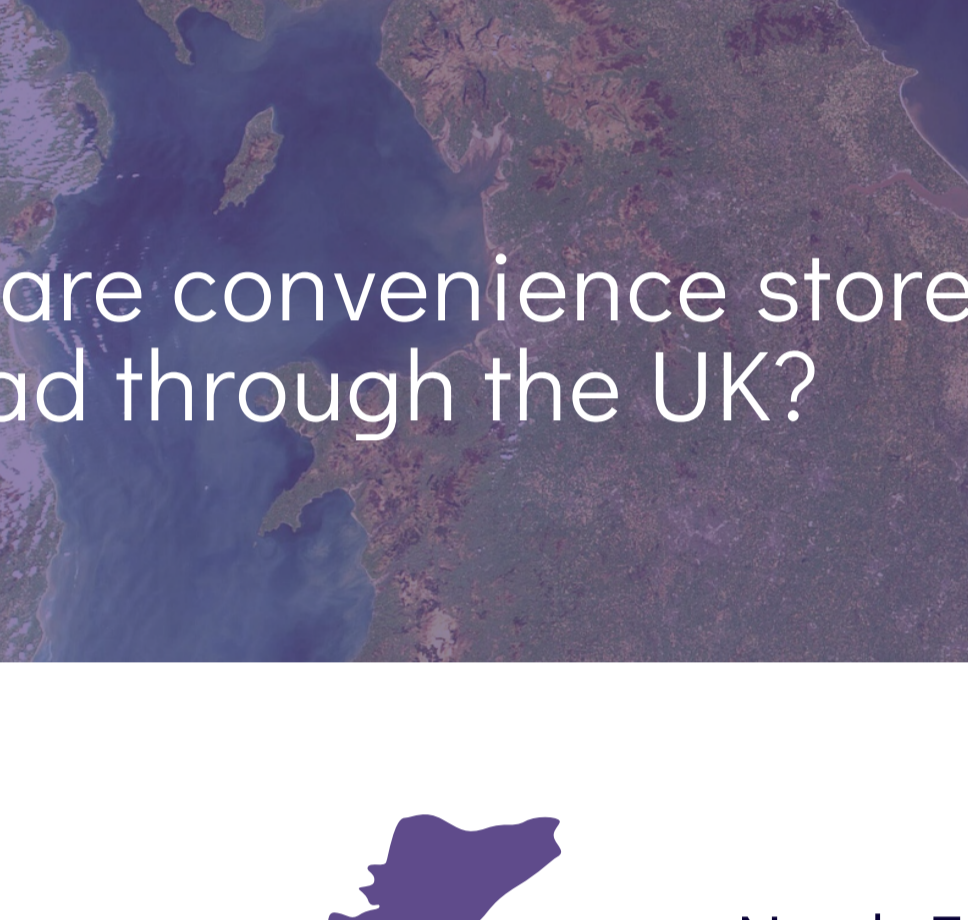


Who owns the UK's convenience stores?

Owners by age



Owners by gender



Owners by ethnicity



How are convenience stores spread through the UK?



UK Total: 46,955

What do convenience stores contribute to the economy?

Economic Contribution

- £10.1bn in Gross Value Added (GVA)
- £8.9bn in tax contributions
- £585m invested back into stores.

Top investments were:

- Refrigeration - 42%
- Internal building maintenance - 35%
- In-store lighting - 30%
- Shelving - 23%
- Store signage - 15%
- Air conditioning - 12%
- Crime prevention - 12%
- Till systems - 10%
- Freezer space - 8%
- Full store refits - 5%
- Internal building development - 5%
- Parking spaces - 5%
- Improving store access - 4%

Who keeps convenience stores running?

Convenience store work force

412,000 jobs in mainland UK


Gender



Age



Job Satisfaction



Who are your customers?

51% Female, 49% Male

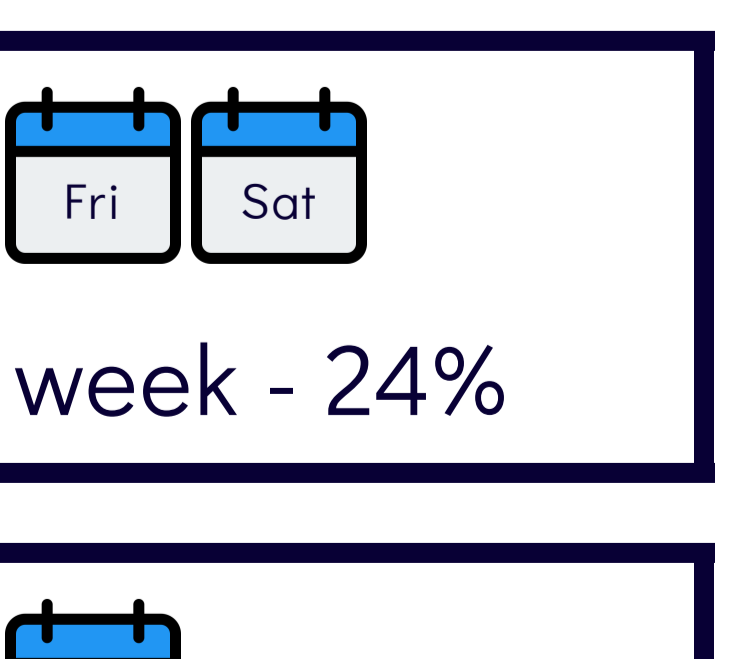
Average customer age

48

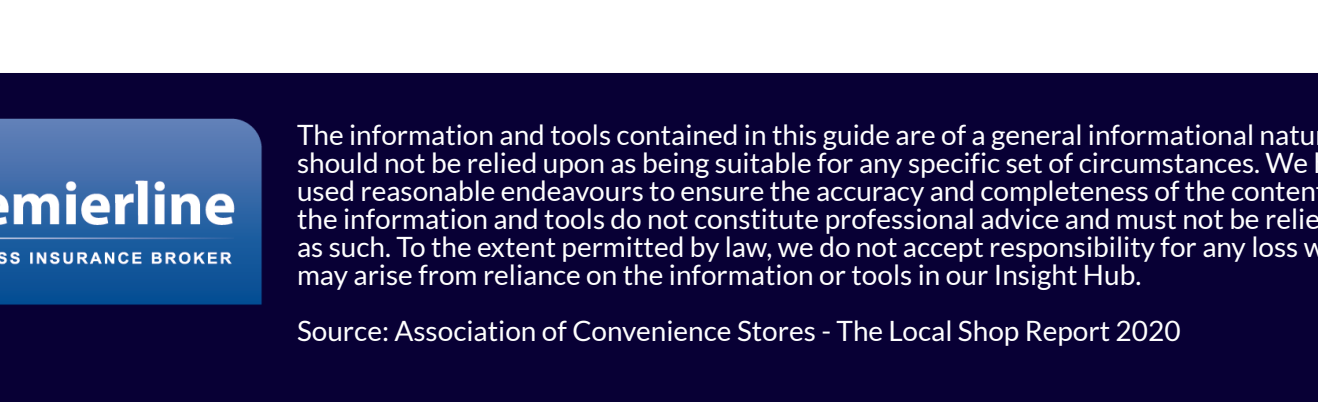
Average basket size



Average customer spend



How often do customers visit a store?



The average customer visits a store

3.7 times a week.

Premierline BUSINESS INSURANCE BROKER

The information and tools contained in this guide are of a general informational nature and should not be relied upon as being suitable for any specific set of circumstances. We have used reasonable endeavours to ensure the accuracy and completeness of the contents but the information and tools do not constitute professional advice and must not be relied upon as such. To the extent permitted by law, we do not accept responsibility for any loss which may arise from reliance on the information or tools in our Insight Hub.

Source: Association of Convenience Stores - The Local Shop Report 2020